

## ALASKAN LT 16', 18' & 20' Models



20' Alaskan LT shown with options

### Run shallow, run far. Alaskan LT will get you there.

For years, our customers asked us why we don't build a lighter duty entry level jet boat like many of the other stackable model boats out there.

You know, one of those boats the "other guys" sold to big box stores and dealers everywhere. Well fact is, we've really prided ourselves on ultra-high quality handmade welded boats that are truly made one at a time, not mega dealer production style crafts like you see everywhere else.

Such a boat would imperatively have to carry on the 100 plus year family owned legacy of quality that we could proudly put our Wooldridge name on. Well friends, the wait is over. Introducing the perfect ultimate light model jet boat, tailor-made for running skinny shallow Alaskan rivers or chasing waterfowl thru rain-swollen valleys and bogs during a wet fall day. Lengths of 16', 18' and 20' will feature a 5' bottom and of course as you would expect, our often imitated but never duplicated jet tunnel. Offered in tiller, center console and our traditional 2-piece windshield models (WS for 18' & 20' only). For those who want that smaller jet hull, without sacrificing solid welded structural integrity, your search ends here.

Check out the new Wooldridge Alaskan LT model!

### BOAT SPECIFICATIONS

Length	16'8"	18'8"	20'8"
Length Over All	16'8"	20'1"*	20'8"
Beam	80"	80"	80"
Side Height	21"	21"	21"
Side Gauge	1/8"	1/8"	1/8"
Bottom Width	60"	60"	60"
Bottom Gauge	1/8"	1/8"	1/8"
Weight**	690lbs	740lbs	800lbs
Constant deadrise	9°	9°	9°
Max Prop H.P.	65	70	70
Max Jet H.P.	65	115	140

\*with welded swimstep\*

\*\*Adding windshield option adds approximately 200lbs to boat weight



18' Alaskan LT Windshield model shown with options

**Wooldridge**  
Est. 1915

206.722.8998  
info@wooldridgeboats.com  
www.wooldridgeboats.com

Factory / Showroom  
1303 S 96th. St.  
Seattle, WA 98108-5011





# ALASKAN LT STANDARD FEATURES

- 4 Seating / Flotation boxes\*\*
- Exclusive Wooldridge Jet Tunnel
- .125 Diamond Plate floors
- Side Trays
- Welded bow and stern eyes
- Storage under front step deck

\*On required sizes

- Diamond plate bow cap
- Recessed diamond plate step deck
- Lifetime Limited Hull Warranty to original buyer
- Wooldridge Full Support Structure System
- Full length under floor cable runs
- Multiple floor tie down points

\*\*16' model only

- Extended bottom trim plate
- Formed rib bottom, with 4 corrugations 2 on each side of keel
- Stable-Pods Flotation Swim-Steps (On 16' and 18' hulls)
- U.S.C.G. Approved level flotation\*



20' Alaskan LT shown with options

## Windshield - Added Features

- Large two piece walk-thru windshield w/tempered glass
- Recessed self-bailing diamond plate bow deck
- Windshield wiper for drivers side
- Two Navi style "high back" upholstered seats
- Two welded aluminum lockable dry storage boxes



18' Alaskan LT Windshield shown with options



20' Alaskan LT shown with options




18' Alaskan LT shown with options



18' Alaskan LT Tiller shown with options



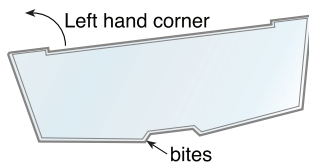
18' Alaskan LT shown with options



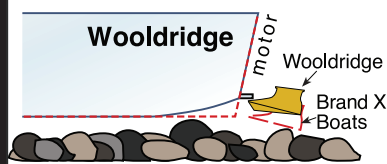
16' Alaskan LT shown with options

Wooldridge Boats exclusive jet tunnel offers the best in shallow water running and handling in challenging river running conditions. The tunnel allows the jet foot to be raised for protection, a clean water feed and ram effect. It also provides traction for controlled and predictable performance in tight quarters.

### CORNERS BETTER



### RUNS SHALLOWER



18' Alaskan LT Windshield shown

